

Surviving Another Pandemic HIV and the Aging Adult Population

It's All About the Numbers: How Grey is the HIV Epidemic?

Stephen Karpiak PhD

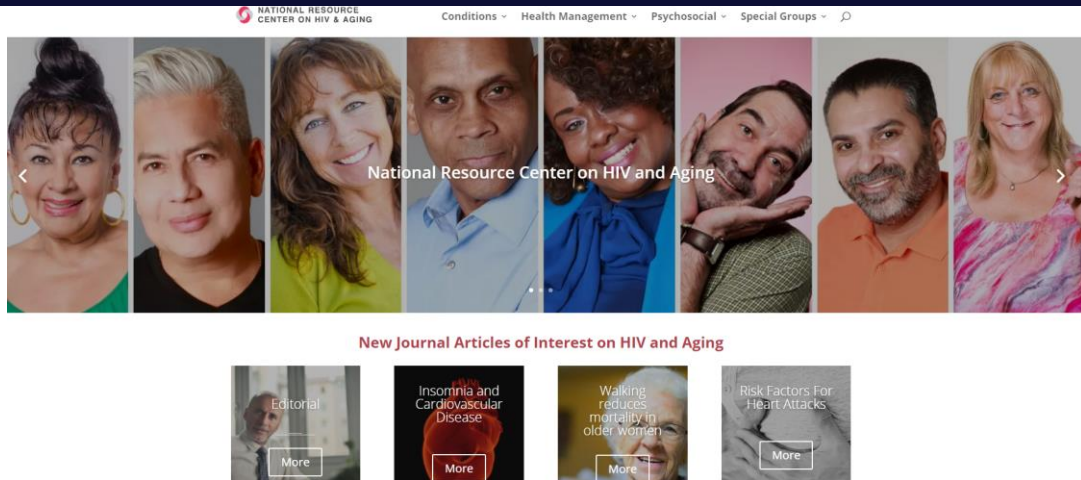
Senior Director Applied and Translational Research

Director National Resource Center for HIV



National Resource Center on HIV and Aging

www.AgingHIV.org



THE Most Comprehensive Information Source
for Older Adults with HIV



National HIV and Aging Resource Center at
GMHC

A red ribbon graphic that starts on the left, loops around, and extends towards the right, partially framing the text.

**The number of older adults
living with HIV is
increasing.**

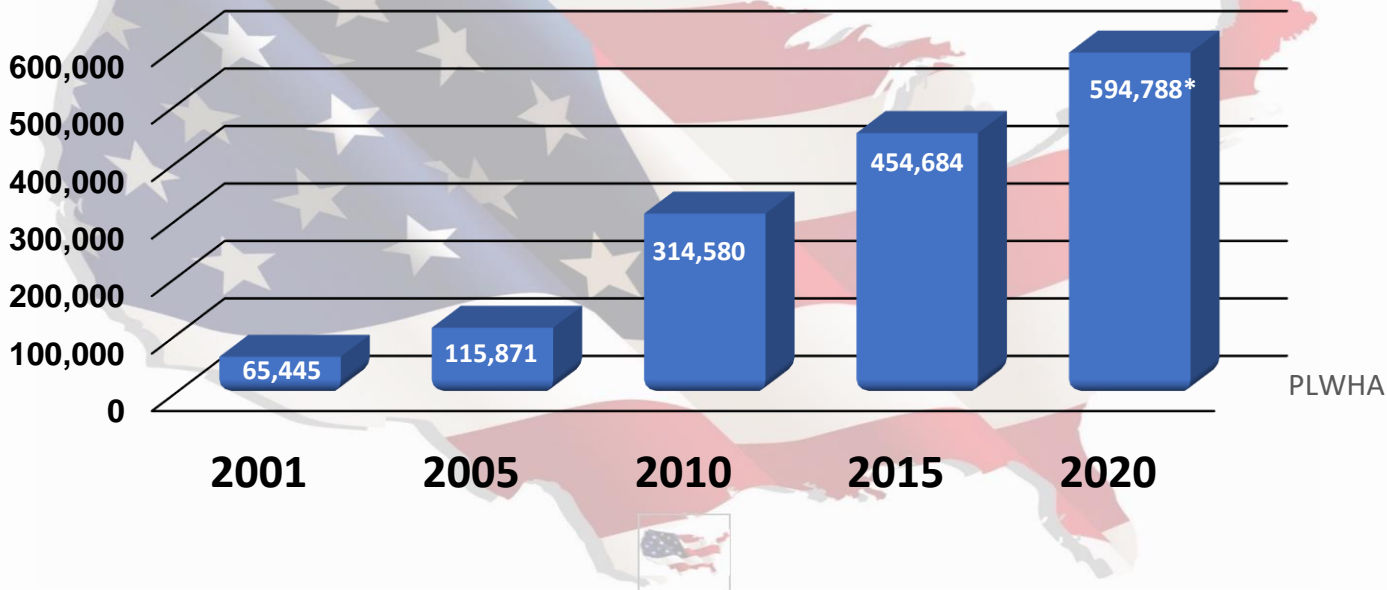
Today older adults dominate the HIV Epidemic in the
USA

Nearly 60% of people living with HIV are age 50 and
older

Half of these older adults are Long Term Survivors



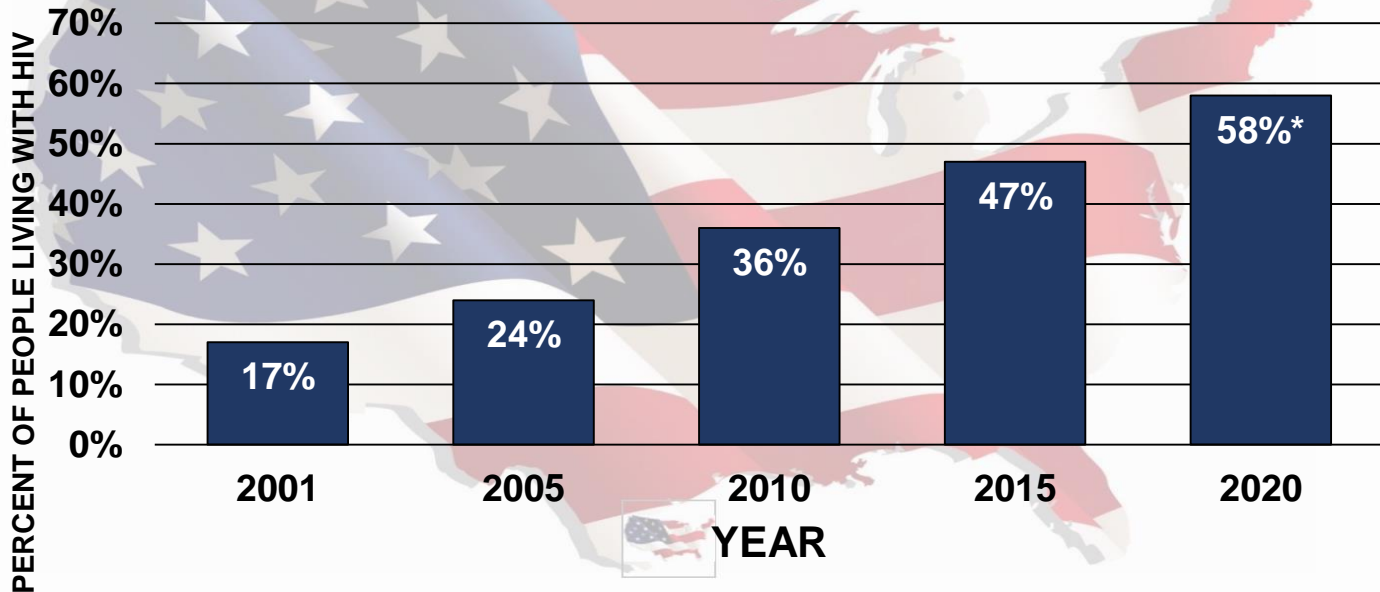
USA: People AGE 50+ with HIV/AIDS, 2000-2020



Data derived from CDC USA HIV Surveillance Reports



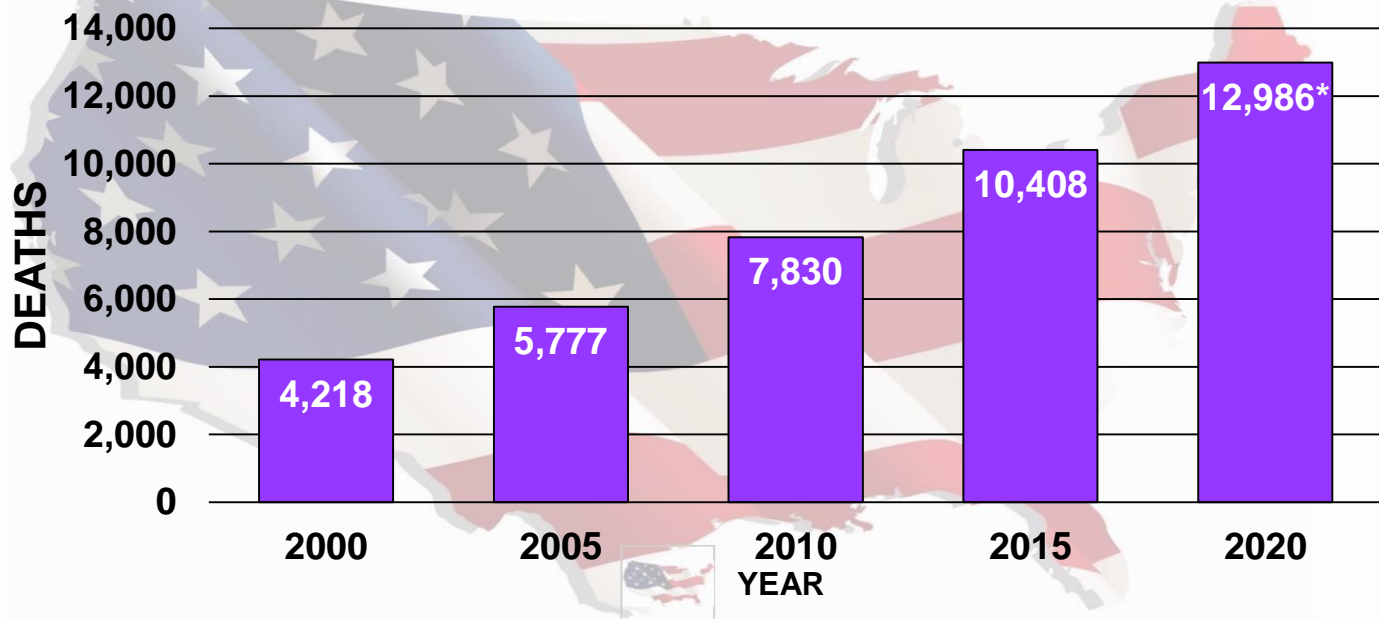
PERCENTAGE OF PEOPLE LIVING WITH HIV/AIDS AGED 50 AND OLDER IN THE U.S., 2001-2020



Data derived from DC USA HIV Surveillance Reports



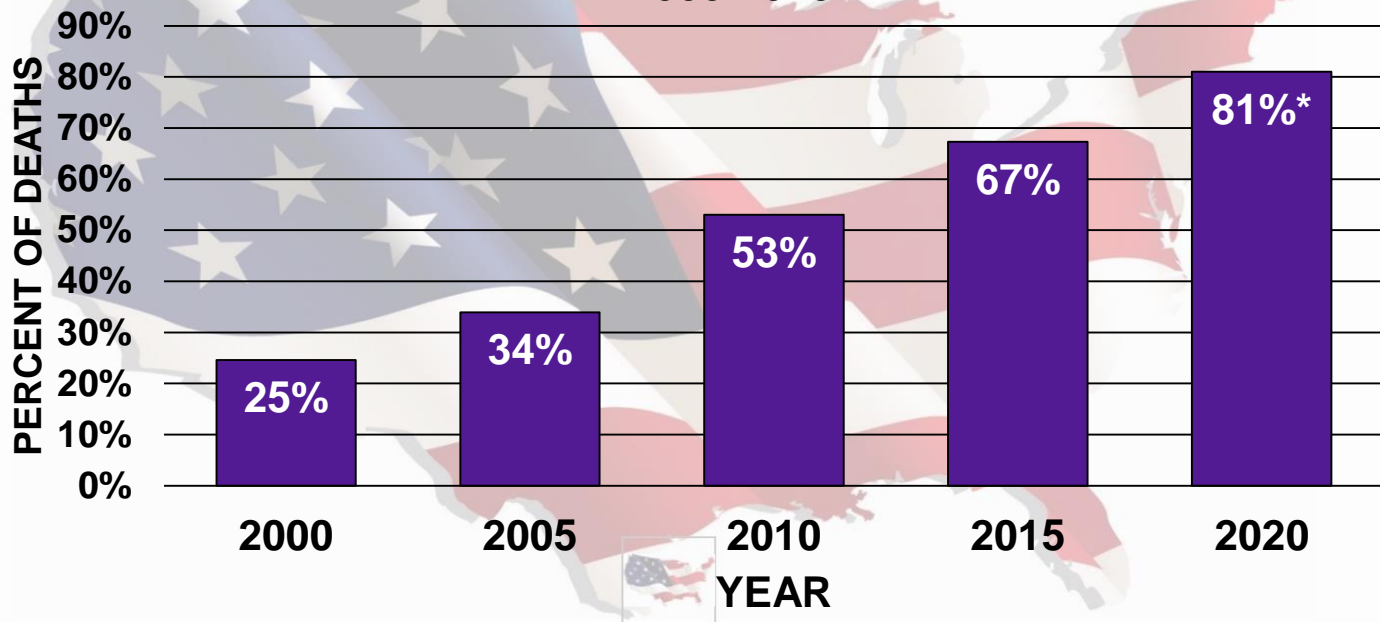
USA DEATHS AGE 50+ with HIV/AIDS, 2000-2020



Data derived from DC USA HIV Surveillance Reports



PERCENTAGE OF DEATHS AMONG PEOPLE LIVING WITH HIV/AIDS AGED 50 AND OLDER IN THE U.S., 2000-2020



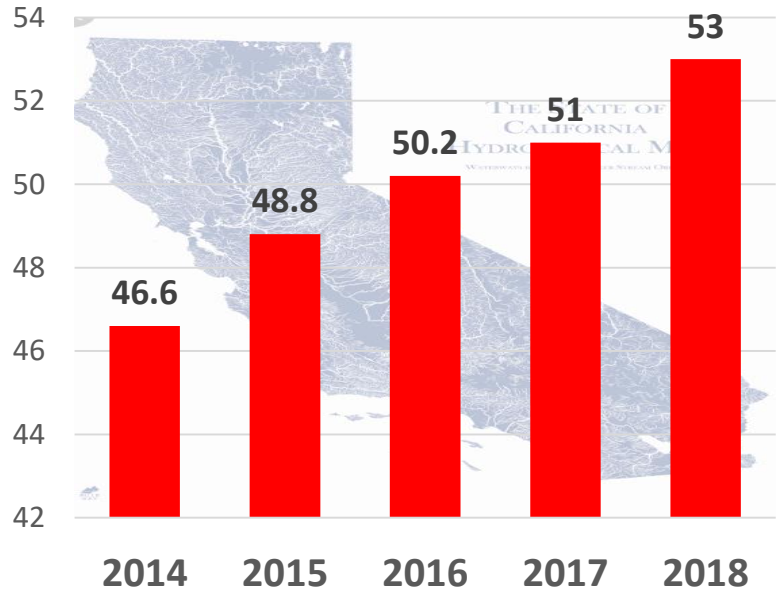
Data derived from DC USA HIV Surveillance Reports



California has the highest number of people living with HIV

Of those living with HIV in California, the largest group is White with 48,155 people and the second-largest is Latino with 48,029.

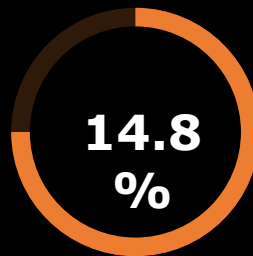
% PLWHA AGE 50+ California PLWHA 124,000 – 135,000



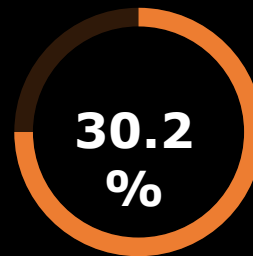
AGE is not a CONDOM Campaigns



New HIV Diagnoses in People Age 50+ USA



All
HIV
Diagnoses




ALL
AIDS
Diagnoses



Where are We Clinically ?

HIV and Non-HIV Related Deaths by Percent in NYC 2002-2016



Data from NYC HIV Surveillance Reports



Trends in Deaths and Causes NYC 2003-2017

CAUSE OF DEATH¹

HIV-RELATED (%)	63	60	59	56	54	53	48	47	43	39	36	34	34	31	28
NON-HIV-RELATED (%)	34	37	39	43	46	46	50	51	54	59	60	61	63	67	71
CVD	8	9	9	10	11	12	13	13	13	15	14	16	17	19	22
CANCER ²	8	9	10	11	12	13	14	13	15	16	16	15	17	16	18
ACCIDENTAL OD	0	0	0	1	5	3	4	3	3	5	4	4	5	7	8
INFECTIOUS DISEASES	3	4	4	4	5	3	4	5	4	5	6	6	5	5	3
EXTERNAL CAUSES	3	3	3	4	3	4	3	5	4	5	4	4	5	4	4
OTHER	12	12	13	13	9	11	12	11	15	13	17	16	14	15	16

2004



2017

Data from NYC HIV Surveillance Reports



Trends in Deaths and Causes NYC 2003-2017

TABLE 18.1: Trends in proportions of major causes of death among people with HIV, NYC 2003-2017

	2003	2004	2005	2006	2007	2008	2009	2010	2011	2012	2013	2014	2015	2016	2017
Total Deaths (N)	(2,902)	(2,717)	(2,692)	(2,467)	(2,337)	(2,357)	(2,245)	(2,079)	(2,061)	(1,906)	(1,863)	(1,803)	(1,768)	(1,801)	(1,759)

2002



2018



THE COMPLICATION OF SUCCESS

Many Age-Associated Diseases are More Common in Treated HIV Patients than in Age-Matched Uninfected Persons



Cancer (non-AIDS)

Cardiovascular disease

Osteoporosis

Liver disease

Renal disease

Neurocognitive disorders

Metabolic: diabetes, dyslipidemia

Frailty

Macular Degeneration

Hearing Loss (high & low freq)



WHY?

From initial HIV infection there is a cascade of inflammation that occurs

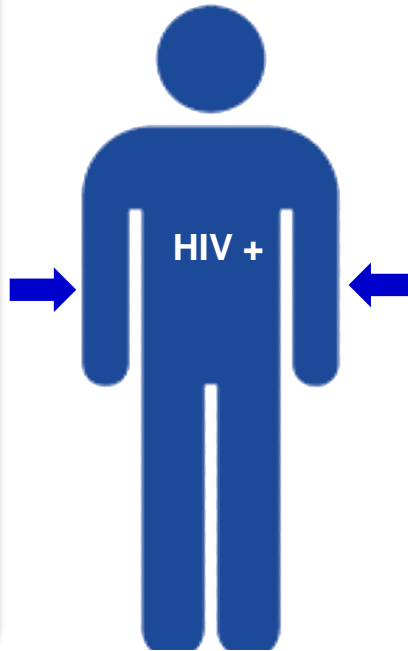


It is not stopped but only blunted by HIV treatment



RISKS

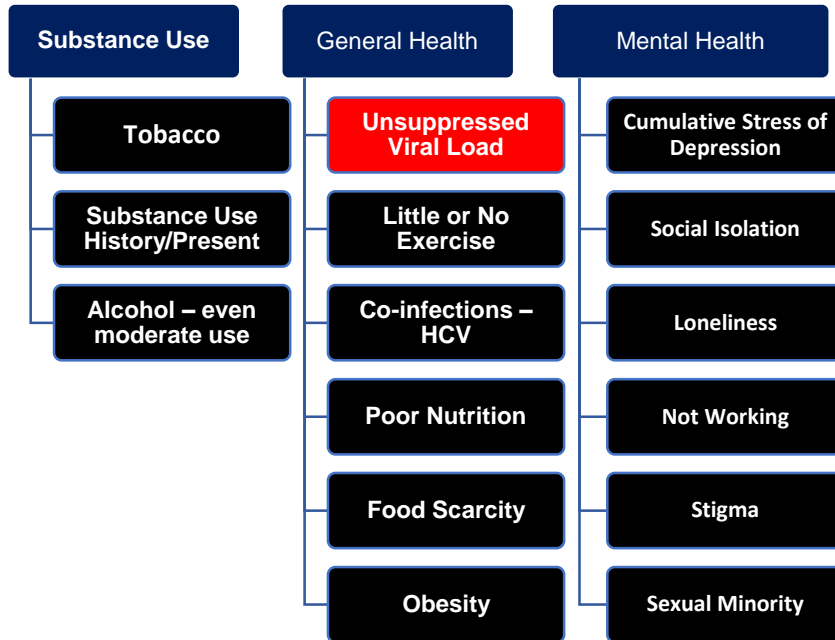
- Smoking
- Substance Use History/Present
- Alcohol – even moderate use
- Poor Nutrition
- Little or No Exercise
- Co-infections - HCV
- Cumulative Stress of Depression



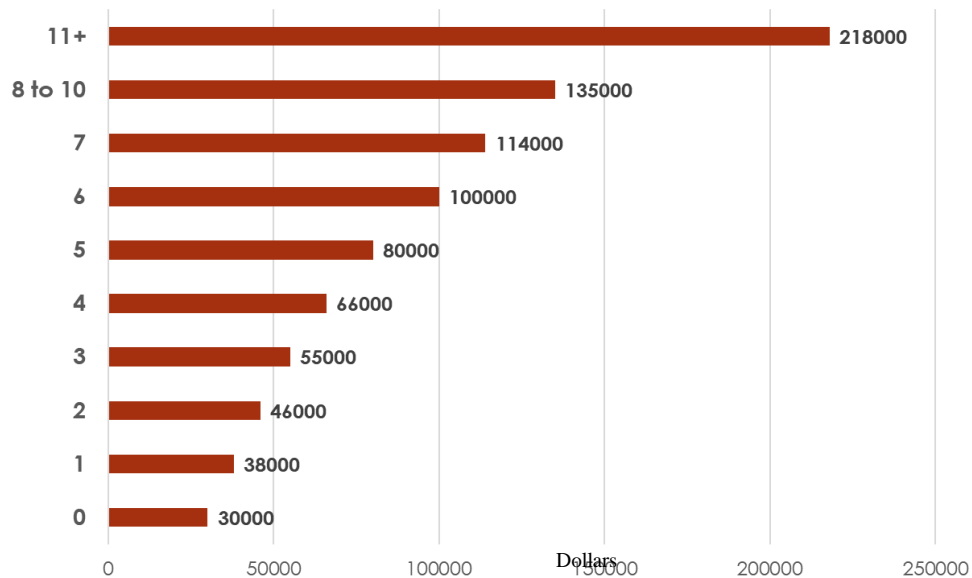
- Social Isolation
- Not working
- Obesity
- Stigma
- Loneliness
- Sexual Minority
- Food Scarcity



Risks for Multimorbidity



Annual Cost of Treatment for One HIV Patient With Comorbidities 0-11+ in California



Zingmond DS, Arfer KB, Gildner JL, Leibowitz AA (2017) The cost of comorbidities in treatment for HIV/AIDS in California. PLoS ONE 12(12): e0189392.

ROAH

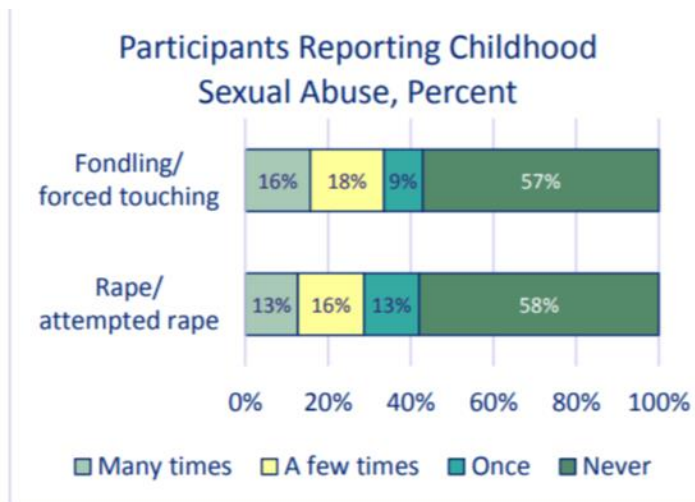
Research on Older Adults with HIV 2.0



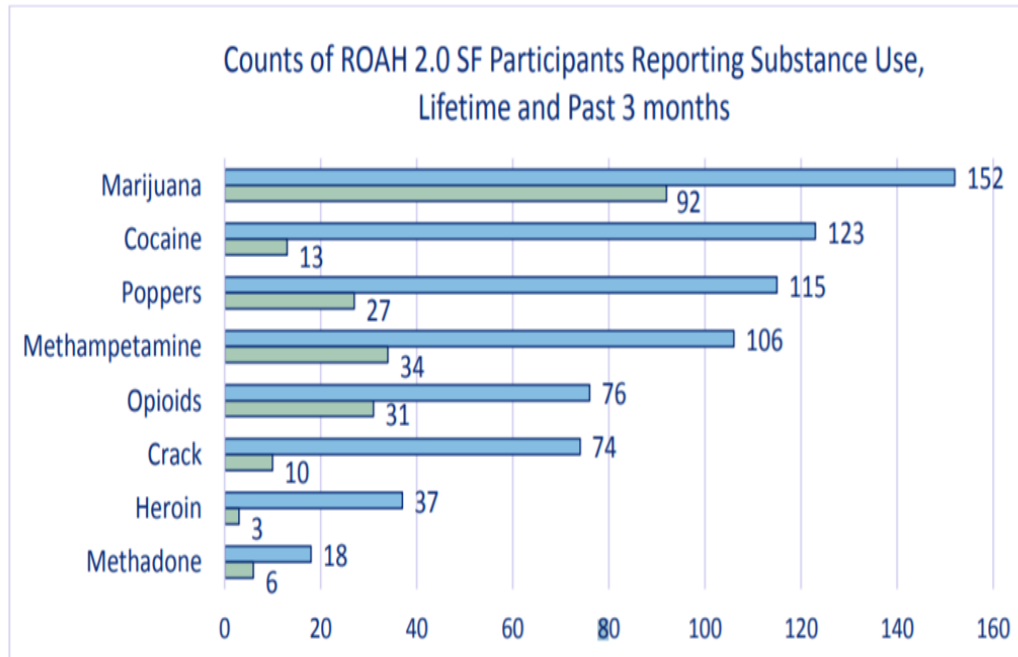
Can be found at www.AGINGHIV.org



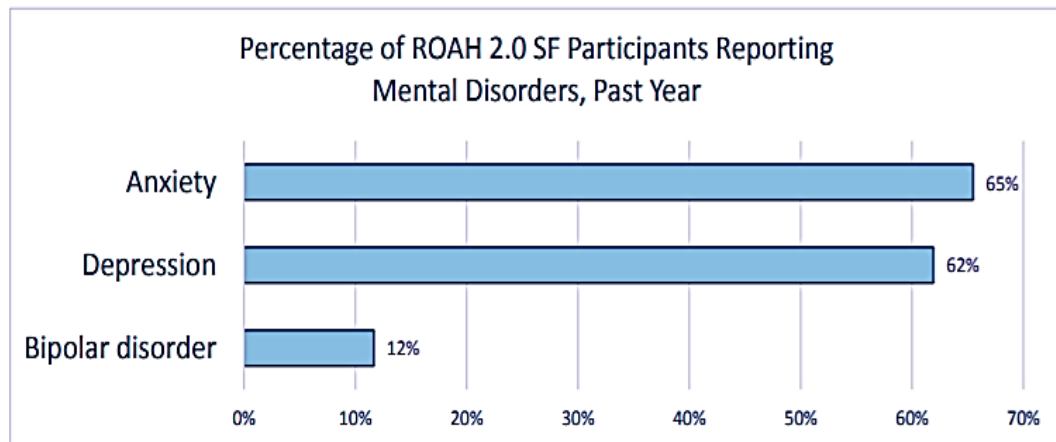
Sexual Abuse



Substance Use



ROAH 2.0 Self Report Mental Disorders



RISK FACTORS ROAH 2.0

44% Currently Drink

28% Smoke

35% PTSD

50% Have Depression

85% Poor Diet

80% Do Not Exercise



Like All Older Adults with HIV
Long Term Survivors exhibit 3-5 higher rates of
depression and are largely socially disconnected

*“There are things that are
WORSE than AIDS, like
loneliness.”*



Summary Observations: COVID Impacts Older Adults with HIV

- The average age of respondents was 64.2 years.
- The vast majority (97.9%) reported wearing face coverings.
- 84.0% reporting that COVID brought up similar feelings of the early years of the AIDS epidemic
- Changes in sleep patterns (54.3%)
- Increases of 23.5% in alcohol use
- Not getting enough exercise (67.0%)
- The majority (93.5%) reported feeling more socially isolated
- 41% stated that the quality of their relationships with friends had gotten worse
- 32% & 49% said relationships with family and significant others, respectively, have gotten better.
- Keeping in touch by phone (90.4%), videoconference (56.4%), or face-to-face (39.4%).
- People (47.9%) missed a healthcare appointment during COVID
- 71.2% experienced interruptions in their mental health care
- Half (52.7%) had a current 3-month supply of HIV medications.
- Many (59.1%) stated that advance care planning is more important now

Data from NIH supported study by PI Annie Nguy PhD et al at USC.
Accepted for presentation at USPHS Conference 2020





On May 27 2020
Long Term Survivor
Larry Kramer
died at age 84




He founded what would become the
largest and oldest AIDS Service
Organization

The Gay Men's Health Crisis



He Founded the Revolutionary

and he
taught us
these
truths



The Quilt

One wonders how many might have been with us as an older adult living with HIV today.

Last displayed in its entirety in 1996.

Each panel is 3 feet by 6 feet approximately the size of the average grave

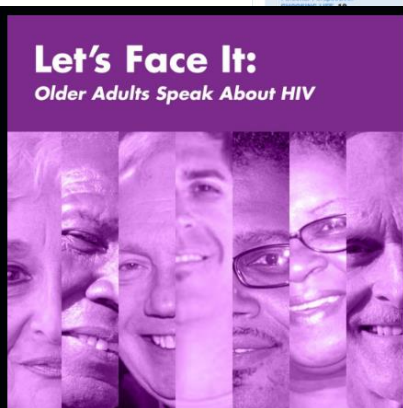
People who died of AIDS-related causes did not receive funerals, due the social stigma of AIDS

Lacking a memorial service or grave site, The Quilt was often the only opportunity survivors had to remember and celebrate their loved ones' lives.

photograph by Mack Flint
© 1992 The NAMES Project

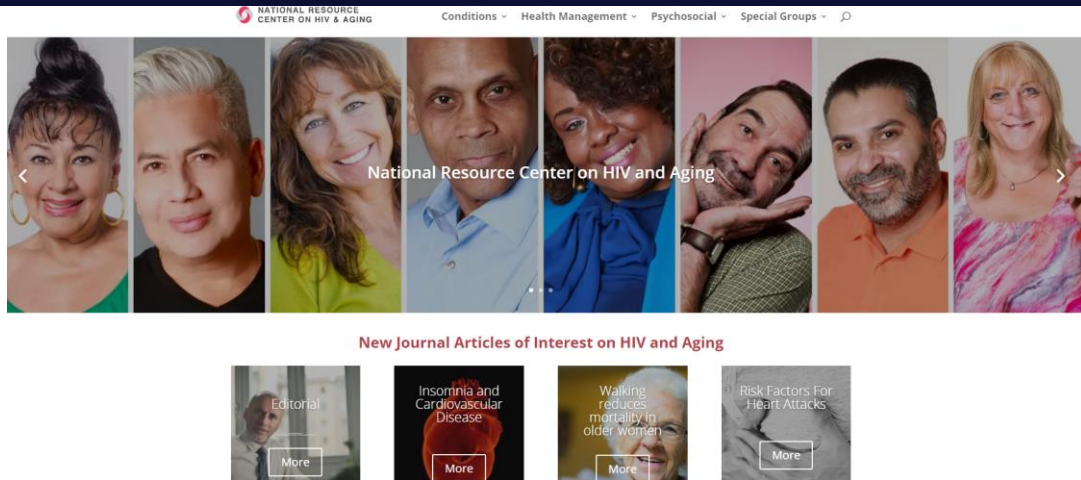


Examples of Publications for Downloading from the www.AGingHIV.org site



National Resource Center on HIV and Aging

www.AgingHIV.org



THE Most Comprehensive Information Source
for Older Adults with HIV



National HIV and Aging Resource Center at
GMHC

Stephen E Karpiak PhD

Senior Dir

Director for Research

StephenK@GMHC.org

Thank you.....



END AIDS. LIVE LIFE.

